



An introduction to

Inclusive Schools

6th December 2019

Brussels



Siân Williams

sianwilliams.work@yahoo.co.uk

Co-funded by the
Erasmus+ Programme
of the European Union



Project overview



- Two year project focusing on inclusive education
- Delivered in full in 60+ primary and secondary schools, in partnership with seven organisations across five countries:
 - Belgium
 - Greece
 - Poland
 - Spain
 - UK
- Toolkit plus classroom activities (9-11 and 12-15); available in above languages
- Inclusion Week February to May 2020: open to all schools, not just those taking part in the whole project
- Build capacity of a community of inclusive educators



Why Inscool?



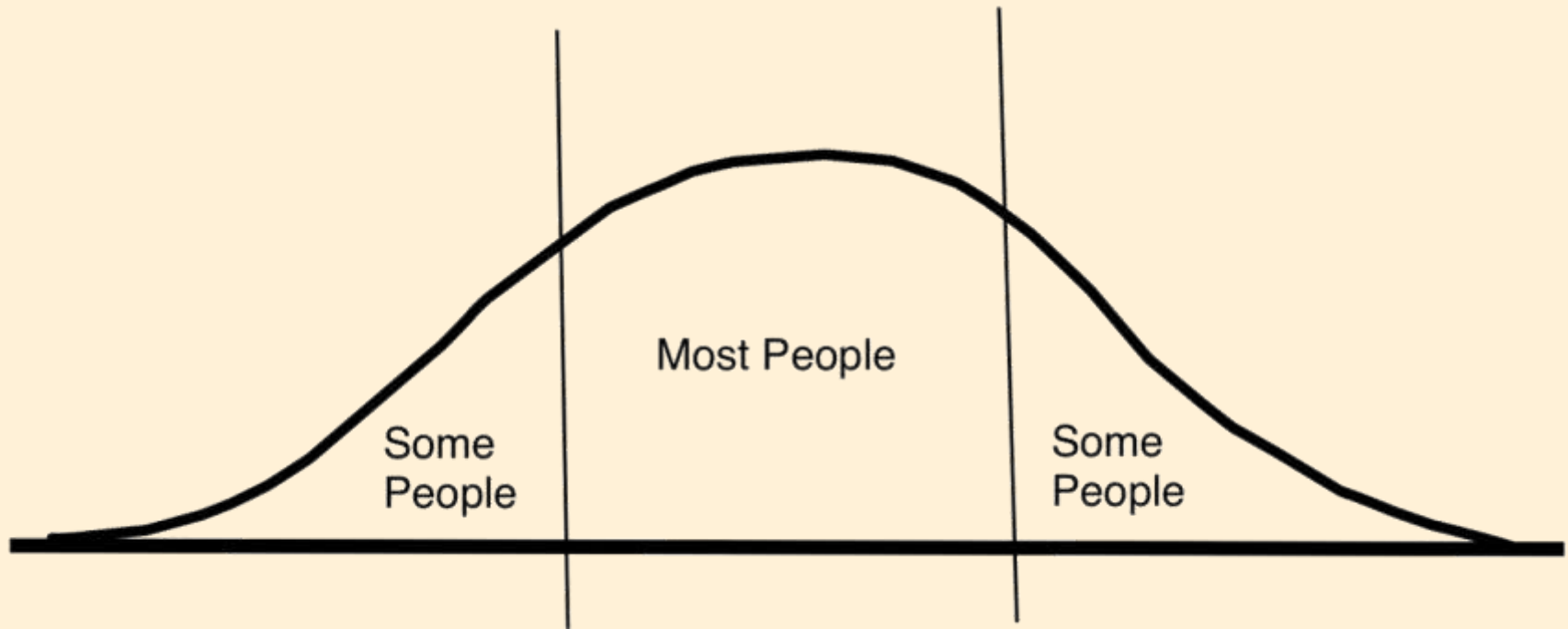
To support the creation of school cultures that embrace and welcome the challenges and benefits of diversity.

Ongoing challenges:

- Education and training systems
- Health
- Disability
- Cultural differences
- Socio-economic differences
- Discrimination: gender, age, ethnicity, religion, beliefs, sexual orientation, disability – or a combination of these factors
- Geography



The bell curve



Diversity: “The new normality”



“More schools meeting the needs of more children”



The toolkit



Tool for schools

Five phases:

1. Getting started
2. Where are we now? An in-depth look at priorities
3. Where are we going first?
How will we get there
4. Making it happen
5. Where have we got to?
Where next?

Classroom activities

Two age groups: 9-11 & 12-15

Five sets per age group:

1. Understanding diversity
2. Understanding inclusion
3. Inclusive values and actions
4. Inclusion and our school 1:
now and this year
5. Inclusion and our school 2:
review and looking ahead



Toolkit: to explore / improve two key components for inclusion...



Securing availability of provision:

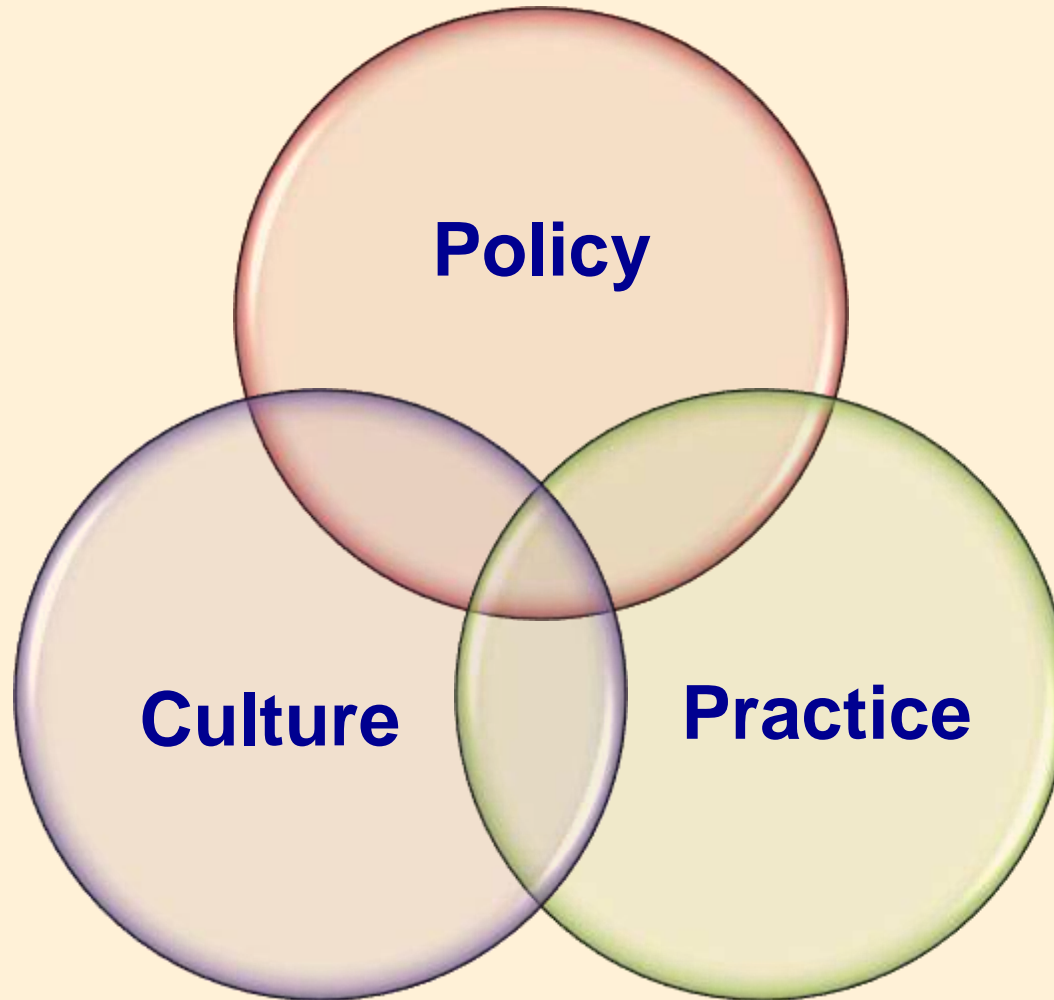
Access

Ensuring what is being accessed is relevant & empowering:

Engagement



...Through three areas...



... Led by key people



Suggested delivery



Toolkit phase	Classroom activities	Other key activities
1. Getting started	1. Understanding diversity 2. Understanding inclusion 3. Inclusive values and actions	Core group forms Staff CPD
2. Where are we now?	4. Inclusion and our school 1: now and this year	Focus groups (1) Toolkit audit
3. Where first? How?		Action planning
4. Making it happen		Implementation activities including Inclusion Week
5. Where now? Next?	5. Inclusion and our school 2: review and looking ahead	Focus groups (2) Creating and sharing vision



Phases: an overview



"I have shared my vision, so now we have a shared vision"

Classroom activities



What

Two age groups: 9-11 & 12-15

Five sets per age group:

1. Understanding diversity
2. Understanding inclusion
3. Inclusive values and actions
4. Inclusion and our school 1: now and this year
5. Inclusion and our school 2: review and looking ahead

Six activities per set (except in Set 2, 12-15 there are seven).

How

Flow or stand-alone

Practical and interactive

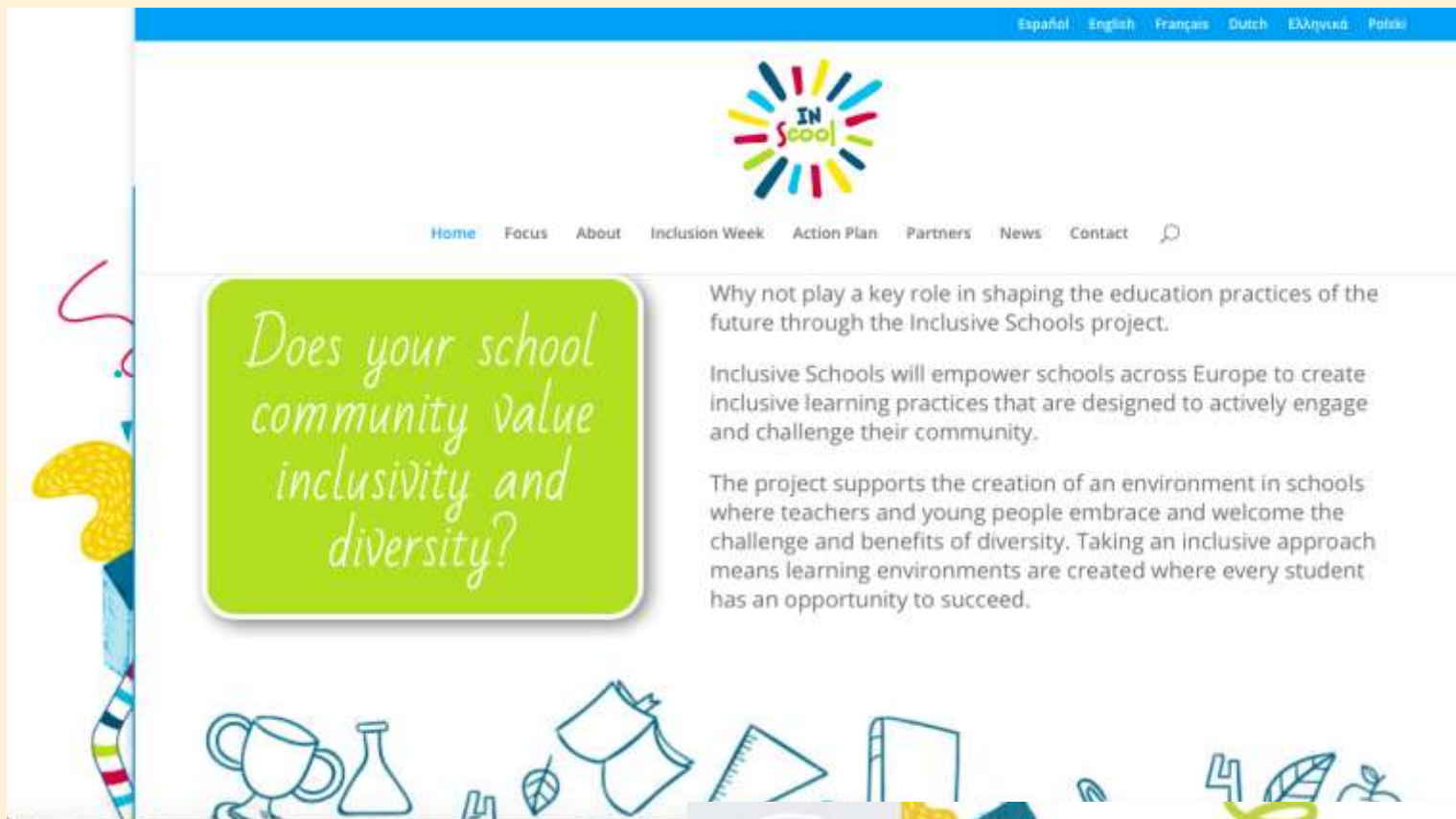
Based on inclusive pedagogy principles

No tech – can be added

Links to Life Skills curriculum: human rights, stereotyping, prejudice, discrimination



<https://inclusiveschools.net>



Join us on Facebook:
[@InschoolEU](#)

